

THOMASVILLE  
HISTORY CENTER

*Thomasville Treasures*




OUR HISTORY BEGINS HERE. LET US START YOU ON THE JOURNEY.

Share your completed coloring pages with us!

Tag @thomasvillehistory on Facebook and Instagram and use #ourhistorybeginshere!

**THOMASVILLE HISTORY CENTER**

229.226.7664 | HISTORY@ROSE.NET | WWW.THOMASVILLEHISTORY.ORG | @THOMASVILLEHISTORY  
725 N. DAWSON STREET, THOMASVILLE, GA 31792




Coca-Cola Sign, c. 1955


# Hello, from Thomasville History Center!


Pleased to meet you, friends! This is your guide to discovering all of Thomasville's treasures at home and across the community.

When you see a  that means there's something you can find!

When you see a  that means there's something you can color, a question you can answer, or an activity you can complete!

When you see a  that means you're about to learn something new!

When you see a  that means there is something you can make!

Remember, some items with a  don't have to look exactly like the picture. Use it as inspiration to explore something new, find things that are alike, and things that are different.



## Thomasville History Center Word Search

Can you find all of the words that describe the History Center? Words may be horizontal (left to right), vertical (top to bottom), or diagonal (across).

Thomasville  
History  
Center  
Museum  
Dawson Street  
Fountain  
Bowling Alley  
Courthouse  
Log House  
Story  
Explore  
Discover  
Community  
Preservation  
Historic District

D	H	M	X	U	M	G	L	U	H	D	T	D	I	S	C	O	V	E	R
B	Y	I	O	A	R	X	Q	Z	O	I	A	H	O	O	X	Y	C	M	B
C	V	T	S	N	G	O	P	F	O	U	N	T	A	I	N	C	E	M	P
V	O	V	D	T	Q	G	K	H	V	W	F	U	Q	A	U	X	N	I	R
I	Z	U	A	A	O	G	U	C	S	S	L	A	C	H	S	P	T	Z	E
J	E	L	R	V	E	R	Z	I	G	R	V	T	W	R	Q	N	E	G	S
X	D	D	W	T	M	X	I	V	J	Z	F	T	B	V	M	E	R	K	E
J	L	R	P	O	H	A	B	C	M	E	D	A	G	J	U	X	S	B	R
F	Y	D	W	K	E	O	I	F	D	E	A	A	Z	Q	S	P	C	O	V
B	L	L	Y	B	T	J	U	V	U	I	W	I	S	E	E	L	O	W	A
D	L	C	X	H	H	E	P	S	U	R	S	O	I	N	U	O	M	L	T
S	O	A	C	I	O	Z	Z	T	E	C	O	T	I	A	M	R	M	I	I
T	G	H	S	X	M	U	T	Y	B	P	N	Z	R	O	E	E	U	N	O
O	H	Q	Z	Z	A	B	H	N	Q	Z	S	W	Q	I	S	T	N	G	N
R	O	J	L	K	S	Q	X	H	I	S	T	O	R	Y	C	H	I	A	X
Y	U	P	K	H	V	S	S	W	A	H	R	L	B	L	M	T	T	L	M
L	S	Q	Y	I	I	E	G	X	V	B	E	F	Y	E	N	M	Y	L	I
K	E	T	O	Q	L	A	P	S	C	H	E	A	K	G	R	N	P	E	M
Z	G	F	G	Z	L	L	J	H	J	D	T	W	B	A	P	J	H	Y	M
P	X	D	A	Z	E	Y	Z	M	E	A	A	R	P	N	W	F	E	T	R

# Antebellum (1825-1861)

Antebellum means “before the Civil War.” Many wealthy planters won acres of farmland in a land lottery in 1820 bringing settlers and enslaved African laborers to southwest Georgia. Thomas County was created in 1825, and Thomasville was created in 1831. Plantations and yeomen farmers grew thousands of acres of cotton. The plantations relied on the work of enslaved Africans to produce the thousands of pounds of cotton that Thomas County exported each year. The population continued to grow, and in 1861 the railroad connecting Thomasville to Savannah was finished.

? **DID YOU KNOW?** The cotton we use and wear everyday comes from a plant? Cotton bolls have hidden seeds & prickly leaves. Workers used to have to separate the seed from the boll by hand.




What machine invented in 1794 separates the seeds from the cotton?



Can you find items around your house that are made out of cotton?

? **DID YOU KNOW?** Thomasville is the county seat of Thomas County? This means it is like the capitol- it is where much of the business and socializing happened for the earliest settlers. Shops, churches, schools, doctors, dentists, and lawyers made up the community.


In 1827, Thomas County built its first courthouse out of pine logs. That building was replaced with a brick courthouse in 1846. Not long after, the County built the current courthouse, designed by architect John Wind, in 1858.





## BEING A KID IN THE ANTEBELLUM ERA

There wasn't much time for fun and games for children. Children had to help feed the animals, carry water, in the fields, and in the house. Children in the antebellum era enjoyed games like tag and used their imaginations. Many families did not have the money to spend on toys so kids used nature as their playground and made simple toys from everyday objects. rag dolls, spinning tops, and marbles were popular past times.



✂ Make your own [spinning top](#)! Can you design a top that spins for 30 seconds without falling over?

### ✂ Log House Butter Recipe

Supplies:

- Small glass pint jar with lid
- 4 ounces whipping cream (cold)
- dash of salt (at the end)
- liquid measuring cup

Pour the cold cream in the jar and shake, shake, shake!

Eventually you will see the solids separating from the liquid. The solids are your butter! Don't worry if there is a little liquid left over once your butter forms, that's buttermilk! Save it and use it to make yummy biscuits! Mix in a dash of salt to taste.

