

THOMASVILLE
HISTORY CENTER

Thomasville Treasures




OUR HISTORY BEGINS HERE. LET US START YOU ON THE JOURNEY.

Share your completed coloring pages with us!

Tag @thomasvillehistory on Facebook and Instagram and use #ourhistorybeginshere!

THOMASVILLE HISTORY CENTER

229.226.7664 | HISTORY@ROSE.NET | WWW.THOMASVILLEHISTORY.ORG | @THOMASVILLEHISTORY
725 N. DAWSON STREET, THOMASVILLE, GA 31792




Coca-Cola Sign, c. 1955


Hello, from Thomasville History Center!


Pleased to meet you, friends! This is your guide to discovering all of Thomasville's treasures at home and across the community.

When you see a  that means there's something you can find!

When you see a  that means there's something you can color, a question you can answer, or an activity you can complete!

When you see a  that means you're about to learn something new!

When you see a  that means there is something you can make!

Remember, some items with a  don't have to look exactly like the picture. Use it as inspiration to explore something new, find things that are alike, and things that are different.



Thomasville History Center Word Search

Can you find all of the words that describe the History Center? Words may be horizontal (left to right), vertical (top to bottom), or diagonal (across).

Thomasville
History
Center
Museum
Dawson Street
Fountain
Bowling Alley
Courthouse
Log House
Story
Explore
Discover
Community
Preservation
Historic District

D	H	M	X	U	M	G	L	U	H	D	T	D	I	S	C	O	V	E	R
B	Y	I	O	A	R	X	Q	Z	O	I	A	H	O	O	X	Y	C	M	B
C	V	T	S	N	G	O	P	F	O	U	N	T	A	I	N	C	E	M	P
V	O	V	D	T	Q	G	K	H	V	W	F	U	Q	A	U	X	N	I	R
I	Z	U	A	A	O	G	U	C	S	S	L	A	C	H	S	P	T	Z	E
J	E	L	R	V	E	R	Z	I	G	R	V	T	W	R	Q	N	E	G	S
X	D	D	W	T	M	X	I	V	J	Z	F	T	B	V	M	E	R	K	E
J	L	R	P	O	H	A	B	C	M	E	D	A	G	J	U	X	S	B	R
F	Y	D	W	K	E	O	I	F	D	E	A	A	Z	Q	S	P	C	O	V
B	L	L	Y	B	T	J	U	V	U	I	W	I	S	E	E	L	O	W	A
D	L	C	X	H	H	E	P	S	U	R	S	O	I	N	U	O	M	L	T
S	O	A	C	I	O	Z	Z	T	E	C	O	T	I	A	M	R	M	I	I
T	G	H	S	X	M	U	T	Y	B	P	N	Z	R	O	E	E	U	N	O
O	H	Q	Z	Z	A	B	H	N	Q	Z	S	W	Q	I	S	T	N	G	N
R	O	J	L	K	S	Q	X	H	I	S	T	O	R	Y	C	H	I	A	X
Y	U	P	K	H	V	S	S	W	A	H	R	L	B	L	M	T	T	L	M
L	S	Q	Y	I	I	E	G	X	V	B	E	F	Y	E	N	M	Y	L	I
K	E	T	O	Q	L	A	P	S	C	H	E	A	K	G	R	N	P	E	M
Z	G	F	G	Z	L	L	J	H	J	D	T	W	B	A	P	J	H	Y	M
P	X	D	A	Z	E	Y	Z	M	E	A	A	R	P	N	W	F	E	T	R

The Cold War, 1945-1989

After World War II, there were many changes in day to day life for Americans. New inventions and television were introduced and for some, life was better than it had ever been before. At the same time, the Cold War between America and the Soviet Union (Russia) was a constant threat.

1948 Rose Festival & Rose Queen

After World War II, Thomasville was ready to for some fun. In 1948, Thomasville added a new event to the Rose Show: a parade. Thousands of people lined the streets to see floats from Boston, Pavo, Ochlocknee, Thomasville, and other local towns as well as to hear the marching bands play.

Floats received prizes for their creativity. One float from Meigs had a farm family including models of a wagon and horse! The WKTG radio station broadcast the parade with commenters describing the what they saw.

For the first time a Rose Queen was crowned to reign over the Festival. Thomasville High School student Doris Gothard was crowned the first queen. Her dress that she wore in the parade is on display at the History Center.



Design a Float

If you got to have a float in the parade, what would it look like? Draw your design below.

A large empty rectangular box with a black border, intended for a student to draw their float design.

Host a Parade

Make your own roses! Using craft paper, scissors, tape, and a little creativity, you can make your own special rose bouquet to recreate the Rose Show at home! See our “How-To: Paper Roses” at thomasvillehistory.org/athome for the full tutorial. Once you’ve made your roses, get a grown-up’s permission and help to decorate your family car, your bicycle, or scooter and have a family parade through your neighborhood.

Play Ball!

Baseball has been a popular Thomasville past time for more than 120 years. Professional and amateur teams have fielded games across the community. The first professional team to play in Thomasville was the Pittsburgh Pirates in 1900 when they came south for spring training. Soon after, the Boston Bean-Eaters, now known as the Atlanta Braves, held spring training in Thomasville for a few years.

There were three baseball stadiums in Thomasville. The only one still in use is Varnedoe Stadium, where Thomas University plays.



- Did You Know?** From 1935 until the mid 1960's, the Georgia-Florida Baseball League had franchises of three Major League Baseball teams: the Orioles, the Tigers, and the Dodgers.



IN WHICH CITIES ARE THESE TEAMS LOCATED?

ORIOLES _____ **TIGERS** _____ **DODGERS** _____



Take me out to the ball game!

The outfields of Thomasville's baseball stadiums had advertisements for local businesses. Design your own outfield sign advertising an imaginary business or showing support for your favorite team.

Thomasville Likes Ike!

Thomasville gained national attention during the presidency of General Dwight D. Eisenhower, 1952-1960. During his presidency, "Ike" visited Thomasville 6 times, usually staying at Milestone Plantation, owned by his Treasury Secretary George Humphrey. Ike, Humphrey, and other powerful men spent their early Februaries hunting quail, playing bridge, and golf.



Made in Thomasville

In addition to farms that grew fresh produce like fruits, vegetables, and peanuts, in the Cold War years, Thomas County had many factories that manufactured food, items, and building materials.

Word Scramble

Unscramble the letters to learn what each company made:


nocppro _____ dharet _____

bdear _____

hulcn emat _____



Rose City Foods



Coats & Clarke Thread, Co.



Flowers Baking Co.



Sunnyland Meat Packing Co.


Be Prepared

The Cold War was a conflict between America and the Soviet Union (Russia) with words and threats instead of guns. The government introduced the “Duck and Cover” trainings to help students know what to do in case of an emergency in the 1950s and 1960s.

Duck & Cover (1951), Bert the Turtle



“Duck & Cover” became a common motto and bomb shelters were added to public buildings and private homes. In 1951, the Office of Civil Defense released a short cartoon featuring Bert the Turtle that helped to explain what to do in an emergency to children. Click the title of this section to watch the “Duck & Cover” film: shorturl.at/oJKRX



Fallout Shelter Sign



DID YOU KNOW? Fallout shelter signs include the symbol for radiation. The symbol was designed to be seen at night so it's colors are black and yellow. Fallout shelters were built in public buildings and private homes. They would be stocked with supplies like food and water. The Office of Civil Defense published booklets that provided advice for what to do in case of a bombing and what items to stock in a fallout shelter.



What shapes can you find in the fallout shelter sign?



Take a look at [this advice booklet](#) from 1968 and answer the following questions:



Draw Bert the Turtle and include a special message about safety!



1. What were people supposed to do when sirens sounded?
2. What could people do in an emergency if they didn't have a fallout shelter?
3. What should people have kept in their fallout shelters?
4. How would people know when it was safe to leave the shelter?

5. What would you bring into a shelter?

Where to look for answers?
1. Chapter 3
2. Chapter 5
3. Chapter 6
4. Chapter 4

Fallout Shelter Puzzle

Print the puzzle on heavy weight paper. Carefully cut out the puzzle pieces then try to piece the puzzle back together!

